
		Instructions For Use			
Document No.	BMB/IFU/02	Rev No. & Date	00 & 15/11/2017	Issue No & Date	01 & 15/11/2017

URETERAL CATHETER

Device Description

Ureteral catheter is a long, small gauge catheter mainly used for drainage, retrograde pyelogram, atraumatic entry of Ureteral orifice and navigation of tortuous ureter.

Open end tip allows placement over a guidewire for negotiation of a looped or stenotic (tortuous) ureter.

The tip configuration occludes the orifice & stabilizes catheter by temporarily wedging in orifice.

Angled tip allows the passage of the catheter past a Ureteral stone in preparation for ESWL & smooth surface is for easy insertion.

Intended Use

Used for external urethral drainage and for retrograde pyelogram and navigation of the tortuous ureter through the urethra.

Contradictions




Urethral Catheterization is contraindicated in the presence of traumatic injury to the lower urinary tract (eg, urethral tear). This condition may be suspected in male patients with a pelvic or straddle-type injury. Signs that increase suspicion for injury are a high-riding or boggy prostate, perineal hematoma, or blood at the meatus. When any of these findings are present in the setting of possible trauma, a retrograde urethrogram should be performed to rule out a urethral tear prior to placing a catheter into the bladder.

Warnings

1. Complications arising from the use of this device can result in Urinary tract infection, Pain/soreness, Urethral bleeding/damage, Irritation/stricture/hypospadias in long-term catheters
2. Risk of Reuse: By Several time use patient increases the risk of infection, the catheter tip might Kink, Improper Drainage and tube strength might weaken.

Precautions

1. Contraindicated for patients unsuitable for Catheterization.
2. This device should be used by a Trained Medical Practitioner only.
3. Do not resterilise & use only if packaging is intact.
4. The Life time of the device is 1 day.
5. The packaged product must be stored at a temperature of between 23°C - 33°C. Protect the packed products from direct sunlight. With Proper Storage the packed product may be used until the expiry date given on the packaging.
6. To be opened in sterile room only. For Single use only.
7. The product & package should be disposed of safely & properly after use, as per bio-medical waste management

 		Instructions For Use			
Document No.	BMB/IFU/02	Rev No. & Date	00 & 15/11/2017	Issue No & Date	01 & 15/11/2017

Note: The graduation marking on the device is not related to measuring function. The marking on the product acts as an indication to know the part of the device inserted into the body.

Directions For Use

1. Choose the appropriate guidewire and Ureteral Catheter.
2. Locate the Ureteral Orifice and advance the Guide wire under Fluoroscopy / C Arm.
3. Thread the preloaded Ureteric Catheter over the Guidewire till the tip of Ureteric Catheter reaches the upper calyx and withdraw the Guidewire.
4. Make sure that catheter is properly inserted.



BIORAD MEDISYS PVT. LTD.

"Biorad House", No. 660, Eshwari Industrial Estate, Hulimavu
Bannerghata Road, Bangalore-560076, India.

Customer Care: +91-80-65658007, Telefax: +91-80-26480683/4

E-mail: biorad@bioradmedisys.com, Website: www.biorad-medisys.com



CMC Medical Device & Drugs S.L




C/Horaico Lengo 18, CP 29006, Malaga Spain

Tel: +34951214054, Fax +34952330100

Movil: +34661416622














Info@cmcmedicaldevices.es

www.cmcmedicaldevices.com

 		Instructions For Use			
Document No.	BMB/IFU/02	Rev No. & Date	00 & 15/11/2017	Issue No & Date	01 & 15/11/2017

Labeling Symbols

The following is an explanation of symbols that may be used on your product packaging

	Consult instructions for use
	Keep Away from Sunlight
	Lot Number
	Date of Manufacture
	Use By
	Keep dry
	Do not Resterilize
	Temperature Limit
	Do not re-use
	Sterilized using Ethylene Oxide
	Do not use if Package is Damaged
	Manufacturer
	Authorized representative in the European Community