
		Instructions For Use			
Document No.	BMB/IFU/06	Rev No. & Date	00 & 15/11/2017	Issue No & Date	01 & 15/11/2017

DUAL LUMEN CATHETER

Device Description

- Dual lumen catheter designed with two independent lumens for over-the wire placement and simultaneous fluid injection.
- Independent guidewire lumen is designed to allow catheter placement over guidewire/ introduction of a safety wire.
- Large injection lumen facilitates delivery of irrigation fluid, promoting effective retrograde dislodgement of impacted ureteral calculi prior to ESWL and /or percutaneous nephrostomy procedures
- Large injection lumen enhances delivery of anesthetic jelly prior to ureteroscopic procedures.

Intended Use

The Dual lumen catheter is used for drainage of urine, contrast injection, Ureteral Dilation & placement of safety guidewire.

Contradictions




Contraindicated for patients unsuitable for catheterization

Warnings

1. The Potential Complications may include extravasations, hemorrhage, sepsis, edema, loss of renal function, perforation of kidney, renal pelvis, ureter and bladder, peritonitis, and urinary tract infection.
2. **Risk of Reuse:** By Several time use patient increases the risk of infection, catheter tip might kink & improper drainage,

Precautions

1. Do not resterilise & use only if packaging is intact.
2. This device should be used by a Trained Medical Practitioner only.
3. Life Time of the product is one day.
4. The packaged product must be stored at a temperature of between 23°C - 33°C. Protect the packed products from direct sunlight. With Proper Storage the packed product may be used until the expiry date given on the packaging.
5. To be opened in sterile room only. For Single use only.
6. The product & package should be disposed of safely & properly after use, as per bio-medical waste

 		Instructions For Use			
Document No.	BMB/IFU/06	Rev No. & Date	00 & 15/11/2017	Issue No & Date	01 & 15/11/2017

management

Note: The graduation marking on the device is not related to measuring function. The marking on the product acts as an indication to know the part of the device inserted into the body.

Directions For Use

➤ Pass the appropriate size guide wire into the renal pelvis.

Caution: care must be taken not to pass the guidewire too far into the renal pelvis.

- Maintaining guide wire position, pass the dual lumen catheter over the guide wire through the ureter and into the renal pelvis
- Remove the guide wire and then cystoscope while maintaining the catheter position.
- After the desired Use, remove the catheter & dispose.



BIORAD MEDISYS PVT. LTD.

"Biorad House", No. 660, Eshwari Industrial Estate, Hulimavu
Bannerghata Road, Bangalore-560076, India.

Customer Care: +91-80-65658007, Telefax: +91-80-26480683/4

E-mail: biorad@bioradmedisys.com, Website: www.biorad-medisys.com



CMC Medical Device & Drugs S.L



C/Horaico Lengo 18, CP 29006, Malaga Spain

Tel: +34951214054, Fax +34952330100

Movil: +34661416622














Info@cmcmedicaldevices.es

www.cmcmedicaldevices.com

 		Instructions For Use			CE 0086
Document No.	BMB/IFU/06	Rev No. & Date	00 & 15/11/2017	Issue No & Date	01 & 15/11/2017

Labeling Symbols

The following is an explanation of symbols that may be used on your product packaging

	Consult instructions for use
	Keep Away from Sunlight
	Lot Number
	Date of Manufacture
	Use By
	Keep dry
	Do not Resterilize
	Temperature Limit
	Do not re-use
	Sterilized using Ethylene Oxide
	Do not use if Package is Damaged
	Manufacturer
	Authorized representative in the European Community